

Supply Grille • Aluminum

Models: LSGSL • Long Blades • Single Deflection
LSGSS • Short Blades • Single Deflection



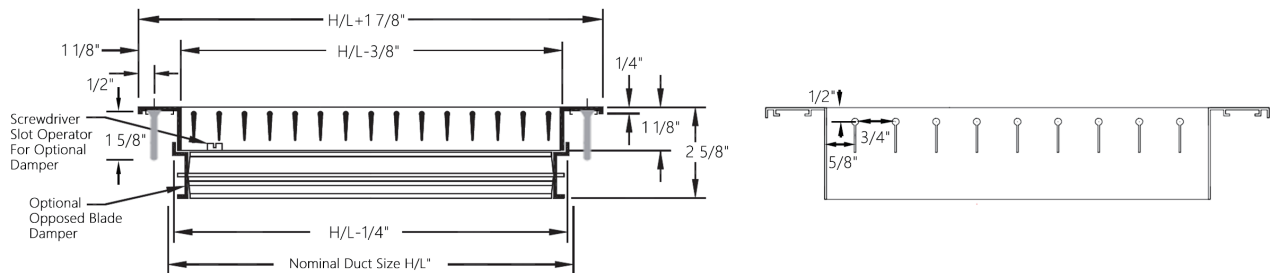
General Description

- Available with louvers vertical or horizontal.
 - #8 x 1 5/8" lg. Phillip' s flat head sheet metal screws.
 - Blades are individually adjustable.
 - Material is aluminum.
 - All dimensions are $\pm 1/16"$.
-

Supply Grille • Aluminum

Models: LSGSL • Long Front Blades • Single Deflection
 LSGSS • Short Front Blades • Single Deflection

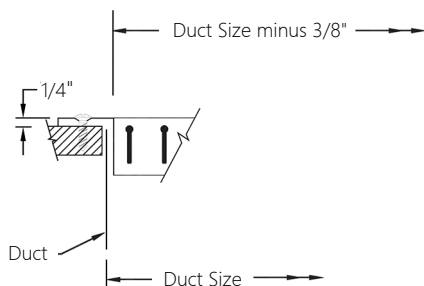
□ **Border Type 2**



Note: Wall or duct opening should be duct size $\pm 1/8$." All dimensions are in inches.

Fastenings

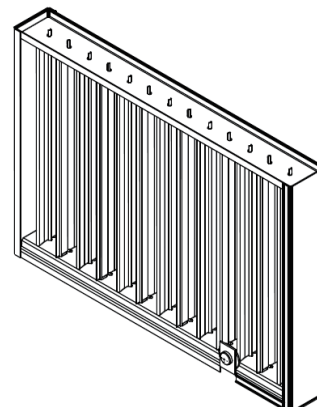
□ **Type A - External Screw**



Available with border type 1 and 2.

Accessories (optional)

□ **Neck mounted opposed blade damper (SS304)**



Supply Grille • Aluminum

Models: LSGSL • Long Front Blades • Single Deflection
 LSGSS • Short Front Blades • Single Deflection

Available Sizes (H" x L")

Border Type 2: the most common sizes are shown below. Border Type 2 is available in sizes 6"X4" through 60"X60" in 2" increments in one piece construction. Odd sizes are available at additional cost.

Available size (Inches)	Height(H)														
	Length(L)	6	8	10	12	14	16	18	20	24	28	30	32	36	40
6	6	√	√												
8	8	√	√	√	√	√	√								
10	10	√	√	√											
12	12		√	√	√	√	√								
14	14	√	√												
16	16	√	√	√	√	√	√								
18	18		√												
20	20		√	√	√	√	√								
22	22		√												
24	24		√	√	√	√	√	√							
28	28		√												
32	32		√			√									
36	36					√	√					√			
40	40														
42	42						√								√
60	60														√

More sizes upon request